




BARRE in RAME
Cod.: 493000 Tonde

					
D mm	PESO	Dmm	PESO	D mm	PESO
4	0,112	10	0,890	6	0,277
5	0,175	15	2,002	7	0,377
6	0,252	20	3,560	8	0,493
7	0,343	25	5,562	9	0,624
8	0,448	30	8,010	10	0,770
9	0,566	35	10,500	11	0,932
10	0,700	40	14,240	12	1,100
11	0,846	50	22,240	13	1,300
12	1,008	60	32,250	14	1,500
13	1,183	80	56,900	15	1,730
14	1,373	100	89,000	16	1,970
15	1,575			17	2,220
16	2,268			18	2,490
18	2,268			19	2,780
20	2,800			20	3,080
22	3,388			21	3,390
25	4,375			22	3,730
28	5,488			23	4,070
30	6,300			24	4,430
32	7,168			25	4,810
35	8,575			26	5,200
40	11,200			27	5,610
45	14,175			28	6,040
50	17,500			29	6,470
55	21,150			30	6,930
60	25,132				
65	29,500				
70	34,195				
75	39,300				
80	44,663				
85	50,500				
90	56,527				
100	69,786				
110	85,200				
120	101,200				
150	158,400				